

Department of Perioperative Medicine (DPM) and Interprofessional Total Quality Management (TQM) for Maximizing Patient Safety and Quality

Optimization & Opportunities

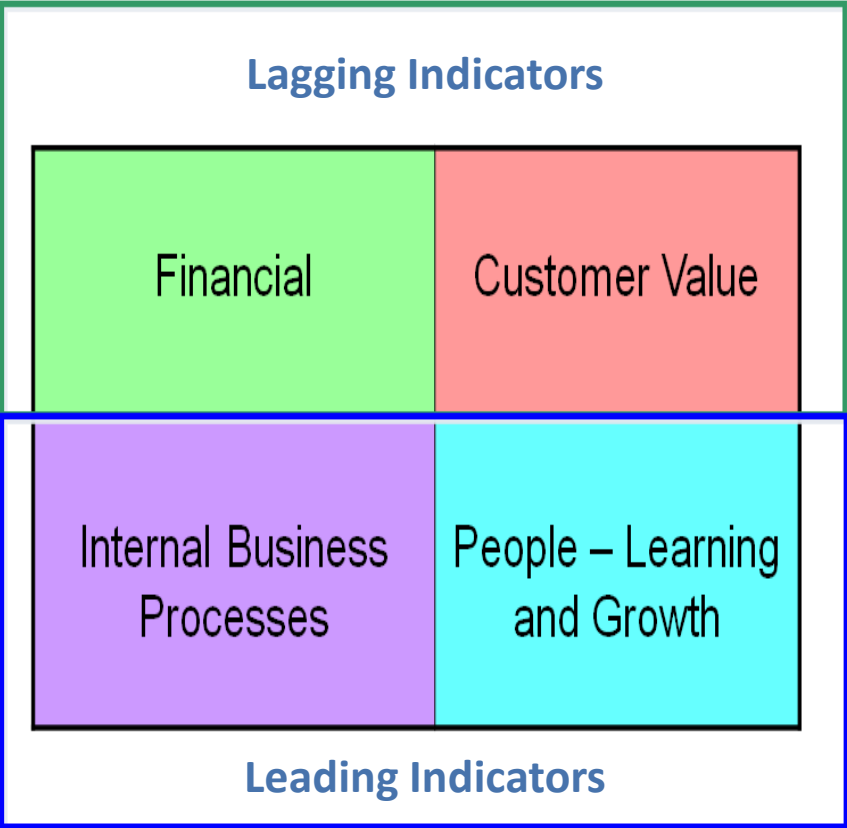
Nilka Schulman MSN, RN

Myra Henley, BSN, RN, CNOR

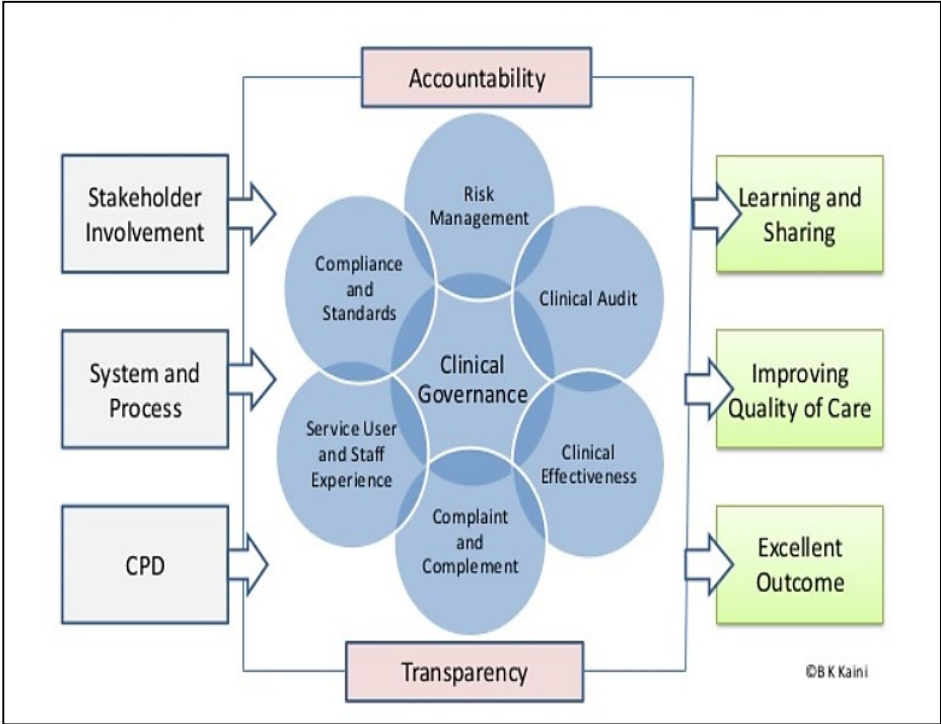
Optimization & Opportunities

- Data optimization and utilization
- Standardization across DPM, Procedure Services and Interventional Radiology
- Improving the patient experience
- Goals for the future

Quality Management and Best Practices

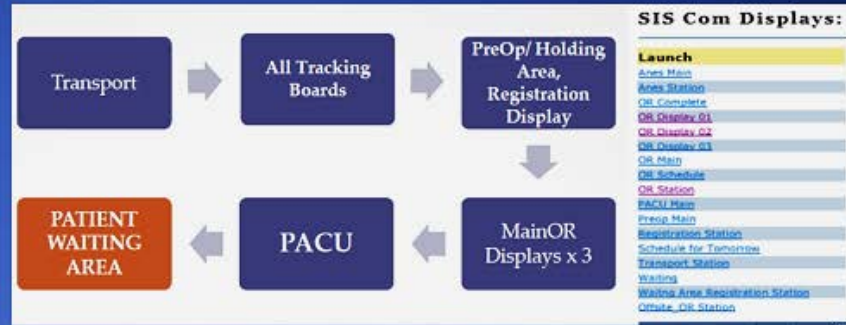


Clinical Governance Framework



Real Time Tracking Boards

“Real-time” tracking and communication tool used to display perioperative information on **Dashboards** and includes OR staff DOS workflows, patient surgical navigation, procedures, times and locations. These dashboards are located in strategic areas throughout DPM.



SIS Com Displays:

- Launch
- Anes Main
- Anes Station
- OR Complete
- OR Display 01
- OR Display 02
- OR Display 03
- OR Main
- OR Schedule
- OR Station
- PACU Main
- Preop Main
- Registration Station
- Schedule for Tomorrow
- Transport Station
- Waiting
- Waiting Area Registration Station
- Outside OR Station

OR Room	Patient MRN, CCN Gender, Age Anes Ivoc	Procedure(s)	Milestones	Surgeon Surgeon2 Asst Surgeon	Anesthesiologist Anes2 / Resident CRNA / Student Anes Tech	Scrub Scrub2 Circulator Circulator2	PI Unit Location Transport1 / Transport2 Start / Stop Postop Disposition
OR 05 07:58 / 10:58 Procedure Started / 08:54	██████████ 49474 M General 40y	Thyroidectomy Total - Location: possible Hemithyroidectomy. Intraoperative Ultrasound; Intraoperative Nerve Monitoring.	<input type="checkbox"/> In OR <input checked="" type="checkbox"/> Start Surgery	Nilubol, N. Wiseman, D.	Tang, L. Faye, N.	Avila, D. Fuentes, S.	5RW Wicher, P. / Eie, K. 06:43 / 07:08 PACU
OR 06 07:58 / 08:36 In PACU Bay B	██████████ 49701 M MAC 31y	Dental Extraction Restoration - Location: CONTACT ISOLATION	<input checked="" type="checkbox"/> In PACU	Gardner, P.	Lu, X.	Wellen, C. Balta, R.	5SE-S Ambassador, / Khan, M. 06:47 / 07:16 PACU
OR 08 08:53 / 08:34 In PACU Bay 2	██████████ 49478 M MAC 51y	Colonoscopy	<input checked="" type="checkbox"/> In PACU	Kumar, S. Kamal, N.	Castellano, J. Memije, R. Faye, N.	Grams, D.	OP8 PACU
OR 08 09:00 / 09:48 In Preop Bay H	██████████ 49477 M MAC 57y	Colonoscopy	<input type="checkbox"/> In Preop <input type="checkbox"/> Consents <input type="checkbox"/> Anes Eval <input type="checkbox"/> H&P	Kumar, S. Kamal, N.	Castellano, J. Memije, R. Faye, N.	Grams, D.	OP8 PACU
OR 08 10:00 / 10:53 In Preop Bay F	██████████ 49547 F MAC 57y	Esophagogastroduodenoscopy (EGD) + Colonoscopy	<input type="checkbox"/> In Preop <input type="checkbox"/> Consents <input type="checkbox"/> Anes Eval <input type="checkbox"/> H&P	Koh, C. Kamal, N.	Castellano, J. Memije, R. Faye, N.	Barton, I.	OP8 PACU
OR 08 11:00 / 11:22 Scheduled	██████████ 48972 M MAC 58y	Esophagogastroduodenoscopy (EGD)		Heller, T. Curtin, B.	Castellano, J. Memije, R. Faye, N.	Grams, D.	5RW PACU
OR 06 09:52 / 10:59 Closing	██████████ 49703 M General 42y	<input checked="" type="checkbox"/> Closing <input type="checkbox"/> Out of OR		Mydlarz, W. Castellano, J.	Driscoll, K. Faye, N.	Wellen, C. Balta, R.	OP12 / / PACU
OR 1 MRI 11:00 / 13:00 Arrived	██████████ 49734 M MAC 24y			Heiss, J. Yousef, M.	Memije, R. Leblanc, S.		/ / PACU

MRI - Location: MRI Brain perf and MRI C/T/L only

Data Analytics

